



GEARSTONES COTTAGE

Information Pack

Registered Charity 502341

Standing on the peaks of the higher fells, reaching onto the limestone crags, grazing in the lower valleys, hiding in the maze of underground caves and passages. Ribbleshead provides a great natural setting for Gearstones Cottage... and adventure!



INTRODUCTION

The converted shooting lodge and barns have a fascinating history, whereby the original Gearstones Inn evolved into a shooting lodge for the local landlord.

In 1972 the premises were purchased by public subscription, monies were raised by the people of Mirfield, and Gearstones Lodge Charity was formed.

LOCATION

The Cottage is located at Ribblehead, Chapel le Dale on the B6255, the main road linking the two towns of Ingleton and Hawes.

ADDRESS:

Gearstones Lodge
Blea Moor Road
Chapel-le-Dale
Carnforth
LA6 3AS

What Three Words

///bunk.salt.baseballs

Latitude/Longitude

54.215210, -2.338908

GPS Coordinates

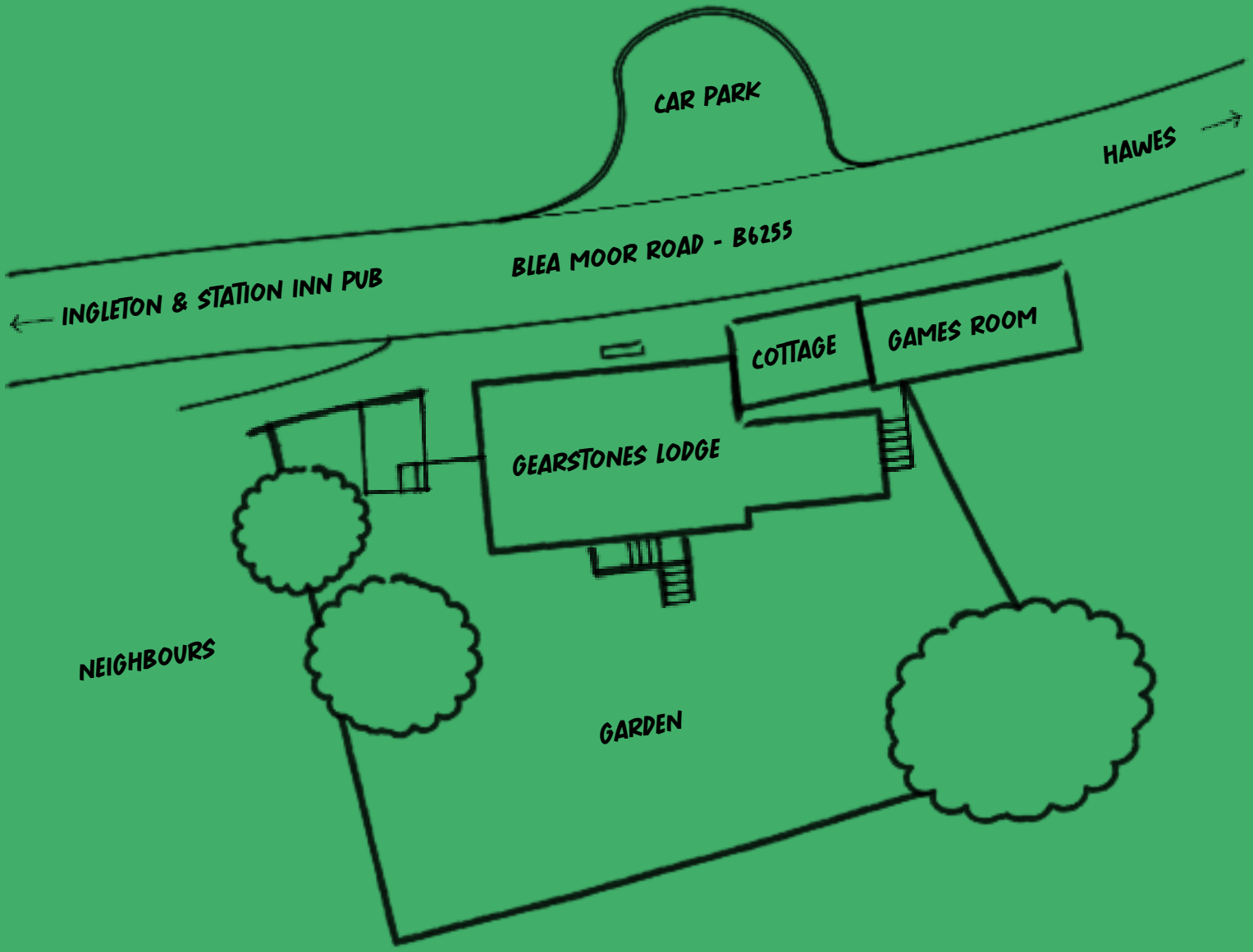
54° 12' 54.7776" N

2° 20' 20.0868" W

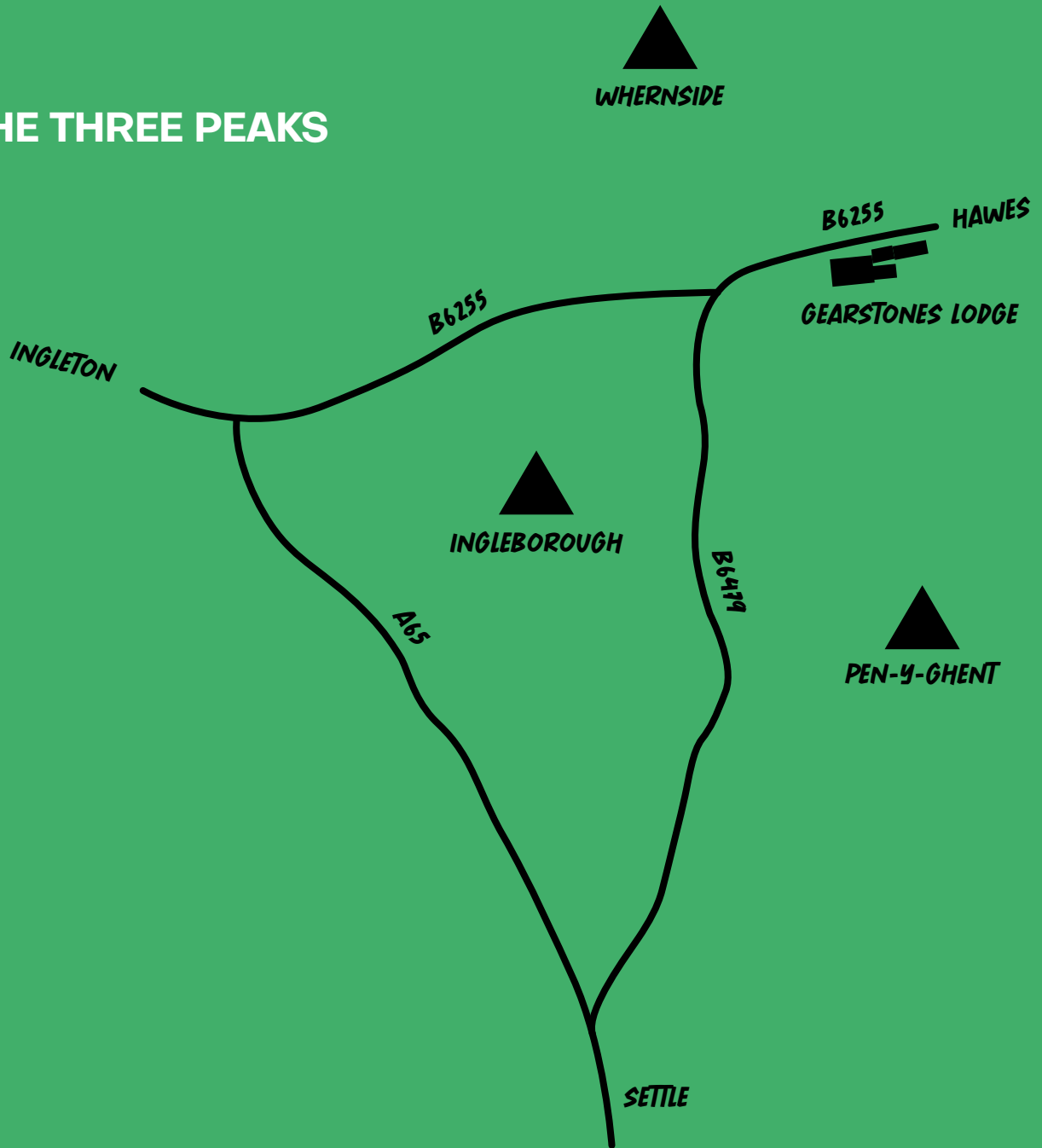
OS MAP:

OS No: Outdoor Leisure Map 2
Grid SD 780800

GROUNDS LAYOUT



THE THREE PEAKS



COTTAGE EQUIPMENT

Kitchen:

- Fully equipped
- Cooker
- Microwave
- Fridge
- Toaster
- Kettle
- Cutlery/Crockery for 6

Cleaning store:

- Industrial hoovers
- Mops and buckets
- Soft and stiff brushes
- Dust pans & brushes
- Disinfectant
- Kitchen/bath/shower cleaning sprays

Dining room:

Large dining table with six chairs

Living room:

TV and DVD player with selected DVD's available.
(No aerial for standard TV)

Feel free to bring your own DVD's - any donations greatly appreciated.

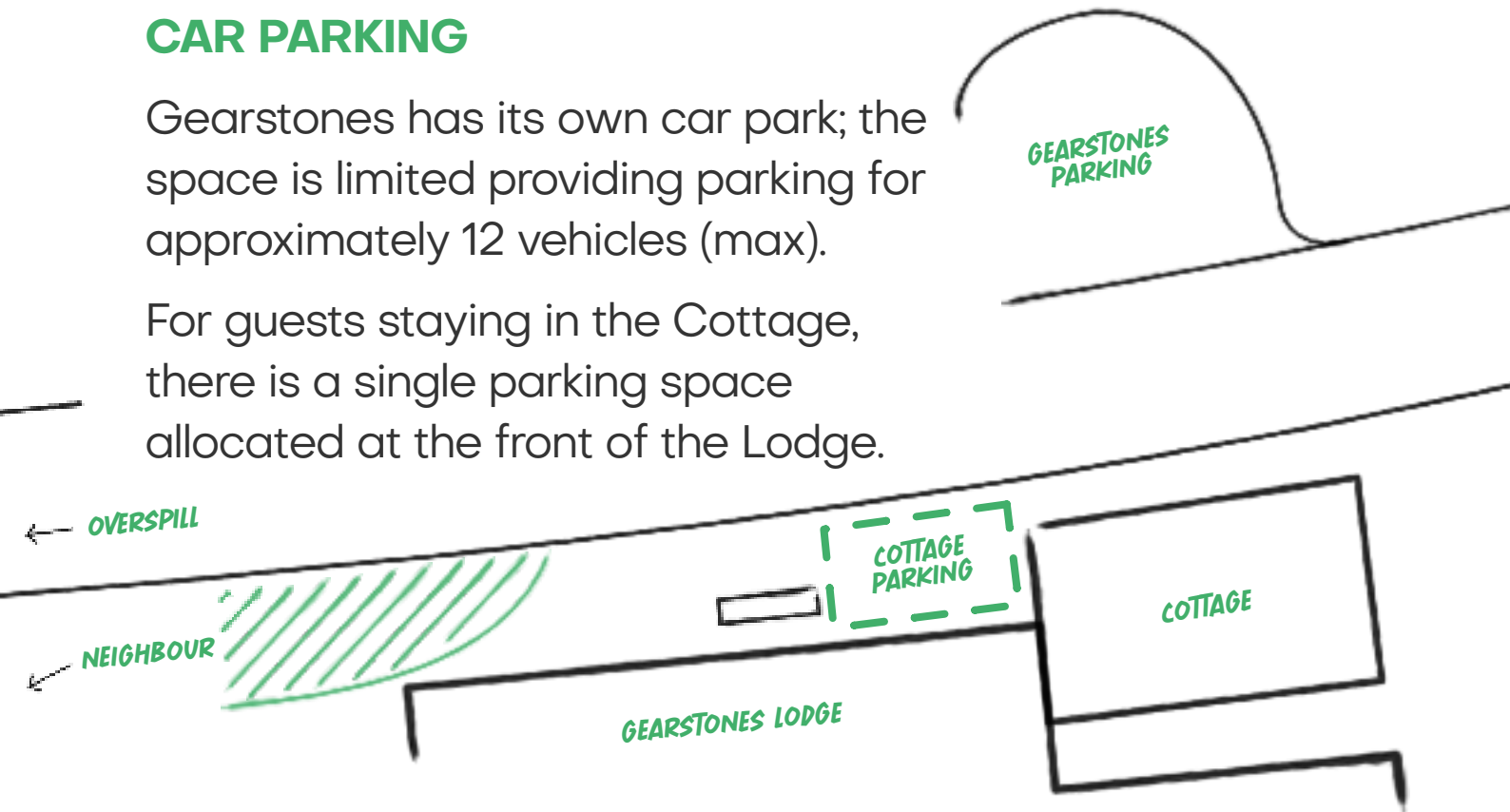
YOU WILL NEED

- Washing up liquid
- Tea towels
- Dish cloths
- Brillo pads etc
- Toilet paper
- Torches
- First aid kit
- Sleeping bags or sheets and blankets, pillows

CAR PARKING

Gearstones has its own car park; the space is limited providing parking for approximately 12 vehicles (max).

For guests staying in the Cottage, there is a single parking space allocated at the front of the Lodge.



Overspill space can be found past the lodge towards Ribblehead.

Access to the neighbouring driveway **MUST NOT*** be restricted at any time.

*You'll know about it if you do!

GROUND FLOOR

The ground floor has a large fully equipped kitchen and a correspondingly large sized dining room, all flagged in heritage Yorkshire stone.

An open plan staircase leads from the dining room to the upper floor lounge area, the bedrooms and bathroom.

UPPER FLOOR

From the large living area, you have access to the bathroom and two bedrooms, one sleeping four people in bunkbeds, while the other equally sized room contains a double bed.

GENERAL INFORMATION

Fire alarm system:

The fire alarm system is situated in the lodge entrance hall; the system covers all areas of the centre: including the cottage.

Please note that the system does not have an automated link to the fire service, and that if required you will need to dial 999 and ask for the fire service.

Fire Exits:

Incase of emergency, please exit via the front, rear or bathroom (through the lodge) fire exits.

First aid:

Gearstones Cottage no longer has its own first aid kit – groups should bring their own kit.

GENERAL INFORMATION (continued)

Heating & hot water:

The Cottage is fully heated throughout by LPG gas central heating. The system (including hot water) operates on booster switches. Control for the heating is on the kitchen wall closest to the front of the cottage and water in is the dining room. below the staircase. Press once for half an hour, twice for an hour and three times for 2 hours. Please note it may take up to 45 minutes for the hot water to heat up.

Electricity supply:

The main electricity supply is situated in the boiler house. This area is out of bounds. If you do have any problems – please contact us.

GENERAL INFORMATION (continued)

Septic tank:

The septic tank will only accept **BIO DEGRADABLE WASTE**. Sanitary towels, wet wipes and Tampons of any sort should be placed in a bag and disposed in the dustbins. **NO DISINFECTANT, BLEACH (unless bio-degradable) OR ANTI-BACTERIAL AGENTS** should be put down the sink or toilets, as this impedes the action of the septic tank.

Ventilation:

On fine days it would be appreciated if party leaders will open windows to allow air circulation throughout the premises.

Please ensure all windows are closed when the cottage is unoccupied.

GENERAL INFORMATION (continued)

Broadband:

We provide free unlimited access to wireless broadband with basic content filtering to help block inappropriate websites. See notice boards for further details.

Wifi password: **gearstones1**

Please note that the streaming of 'live' television requires an appropriate TV license which is not provided by Gearstones Lodge.

Personal TV licenses are only valid providing the device is being powered by batteries and not plugged into the mains electricity supply.

GENERAL INFORMATION (continued)

Mobile phone reception:

Please note the Cottage and Lodge buildings are located in a black spot for mobile phone reception – as such most mobiles and mobile internet devices will not be able to connect. There is a payphone situated in the entrance way should you need to make any phone calls.

Insurance & liability:

Gearstones Lodge Charitable Trust accepts no liability what so ever for damage, loss or injury to persons, property or vehicles on or around the Gearstones Lodge complex. A responsible adult (ages 18 years or over) must accompany any persons or group wishing to stay at the centre.

GENERAL INFORMATION (continued)

Damage:

Any damage must be reported and made good at the expense of the party organiser.

Support/problems:

If you encounter any problems, faults or have any questions whilst staying at the centre, please contact a member of the Gearstones committee as listed on the “Help” poster on the notice boards.

Any member of Gearstones staff on the premises whilst a party is on site should make themselves known to the party leader ASAP on arrival.

BEFORE DEPARTURE

You are asked to leave the premises clean and tidy in readiness for the next visitor.

Please note the brown covers for the mattresses should be left on.

The aim is to leave the premises as you would wish to find them.

Please return any items moved back to their original places.

Please empty vacuum cleaners after use and return to their stores and empty all rubbish into the bins outside the Lodge premises.

FINAL CHECK

On your **final check** of the premises please:

- 1. Make sure all areas are clean and tidy.**
- 2. Windows and doors are locked and secured.**
- 3. All lights switched off.**
- 4. The water heater in the kitchen is switched off.**
- 5. Report any faults/damage.**
- 6. Return the Lodge key to the Key Safe box.**

Your co-operation on all these matters will ensure that a high standard can be maintained, keeping running costs to a minimum, which reflect in the letting charges.

HOUSE RULES

1. Smoking is prohibited throughout the premises.
2. Alcohol should not be consumed on the premises by those under the legal minimum age.
3. A sheet should be used to cover all mattresses.
4. Should the premises be left unattended at any time make sure that all doors and windows are closed and locked.
5. No food or drink to be taken onto the first floor.
6. Persons staying in the adjoining cottage have no right of access unless in an emergency or permission granted.
7. The meadow area at the bottom of the rear gardens is out of bounds, bar the use of the public footpath to traverse field.
8. Groups must be made aware of the Country Code and Safety on the Hills relating to the Gearstones area.
9. The lighting of all fires and barbecues in the lodge grounds is prohibited.
10. Please keep noise to a minimum after 9pm. Despite the remote location we do have neighbours.
11. Animals or pets are not allowed in the premises.

CONTACTS

Booking Secretary (Graham Burrows):

07590 679018

Gearstones Website:

www.gearstones.com



**GEARSTONES
COTTAGE**

CONTENTS

1. Introduction
2. Location - address & coordinates
3. Premises layout
4. The Three Peaks
5. Cottage equipment
6. You will need
7. Car parking
8. Floor layouts
- 9.-14. General information
15. Before departure
16. Final checks
17. House rules
18. Contacts